




ruler archetype



BRAND
DOMINATION



In the realm of brands, the Ruler archetype reigns supreme with its aura of authority, control, and sheer power. This is the domain of the Ruler brand archetype. It positions itself as the epitome of leadership, taking on the responsibility of guiding its loyal subjects towards greatness. With a relentless pursuit of knowledge and a track record of success, the Ruler brand sets the bar impossibly high, always striving to be the best in its field.

Amidst the vast sea of brands, the Ruler archetype stands tall like a majestic monarch, governing with confidence and setting an example for others to follow. Just as an exceptional ruler crafts a legacy of prosperity and stability, Ruler brands seek to leave an indelible mark, defining the very pinnacle of excellence and commanding unwavering loyalty from their devoted subjects. Much like the majestic castles that bear witness to their influence, Ruler brands construct a world of aspiration and grandeur, where customers yearn to be part of an exclusive kingdom built on uncompromising quality and unyielding ambition.

The Ruler brand archetype represents authority, control, and power. It is associated with leadership, responsibility, and a sense of superiority. This archetype is often seen in luxury brands, high-end products, and services.

They have a drive to lead and place a high value on knowledge and track records. Rulers build harmonious institutions and societies because they find significance in supportive circumstances. They are known for being self-assured, accountable, effective, and a role model.

The Brand Domination Manual Contains

- A. Brand Emotion Elements
- B. Brand Function Elements

How To Use

The framework facilitates the integration of your Brand Archetype into Functional and Emotional elements of brand building for the founding team members. It offers a knowledge repository of the Brand Archetype fundamentals & guidelines to ensure consistency in brand integrity during various growth stages. By using these segments, a fast-track launch becomes possible, enabling the quick conclusion of branding aspects. Furthermore, these segments provide valuable long-term tips and guidance to maintain brand authenticity effectively.

Use this in conjunction with your chosen Brand Vibe Domination Manual to Optimise each factor as well as to create a truly Unique Brand.

Circulate this among your team, relevant stakeholders, marketing and branding departments, or agency, so that everyone becomes adept at understanding your brand's integrity and intended outlook.

1. Brand Emotions

- 1.1 Mission
- 1.2 Vision
- 1.3 Values
- 1.4 Identity
- 1.5 Storytelling
- 1.6 Customer
- 1.7 Experience
- 1.8 Positioning
- 1.9 Voice
- 1.10 Visuals

2. Brand Functions

- 2.1 Website
- 2.2 Logo
- 2.3 Strategies
- 2.4 Description
- 2.5 Colours
- 2.6 Font
- 2.7 Marketing
- 2.8 USP
- 2.9 Internal Comms.
- 2.10 External Comms.

Mission Statement 1.1

To _____
(heart of your archetype)
by _____
(the "HOW" - is your product facilitating it)
for _____
(the "WHY" - is based off of your brand Vibe)

Fill in the blank with PRODUCT/SERVICE Detail specific to you _____

HERE ARE THE CORE ELEMENTS OF THE RULER ARCHETYPE TO DERIVE FROM -

Heart of Ruler

To establish a position of authority and leadership in the industry.

To provide the highest quality products/services and set industry standards.

To inspire and empower others through leadership and influence.

To create a legacy of success and leave a lasting impact on the market.

Ruler Facilitates

Authority

Exclusivity

Precision

Perfection

Power

Prestige

Innovation

Efficiency

Durability

Attention to detail

High performance

Unparalleled service

mission

brandbusinessboundless.com

Framework of 'the why' piece of the mission statement can be derived from the Brand Vibe you have chosen for your product/service.

Vision Statement

1.2

Vision Statement represent the long term objective, the highest soul purpose, the ultimate end game.

THIS NEEDS TO BE THE IDEAL STATE YOU WANT THE WORLD TO FUNCTION IN VIA YOUR PRODUCT- Tie your company's end game with one of your archetype's soul purposes

HERE ARE THE HIGHEST SOUL PURPOSES OF THE RULER ARCHETYPE TO CHOOSE FROM -

- To establish a legacy of power and influence.
- To bring order and structure to chaos.
- To set the highest standards of excellence and achievement.
- To leave a lasting and positive impact on society.
- To create a sense of security and stability.
- To provide guidance and direction in times of uncertainty.
- To cultivate a culture of discipline and accountability.
- To create a sense of exclusivity and privilege.

Values

1.3

Top 3 values of ANY Brand is made up of -

1. **Guiding principles of Operations**
2. **Product Attribute**
3. **How do you look after your customers**

Dominating Principles of your Archetype to shape your value statements

Leadership

Responsibility

Order

Efficiency

Legacy

Integrity

Core Product attributes of your Brand Archetype

Durability

Intuitive

High-performance

Self-sufficient

Dependability

Value describing - 'The way you look after your customer' will largely depend on the Chosen Brand Vibe; Which plays a crucial role in creating a unique brand experience. Refer to the Brand Value segment of your Brand Vibe Domination Manual.

THE RULER PERSONA

They are:

1. Authoritative: Ruler brands possess a natural authority and command respect.
2. Confident: They exude confidence in their abilities and decision-making.
3. Ambitious: Ruler brands set high goals and strive for success.
4. Responsible: They take their responsibilities seriously and demonstrate accountability.
5. Organized: Ruler brands are known for their structured and orderly approach.
6. Discerning: They have a keen eye for detail and make well-informed judgments.
7. Strategic: Ruler brands think and plan strategically to achieve their objectives.
8. Decisive: They make prompt and decisive decisions, showing strong leadership.
9. Visionary: Ruler brands have a clear vision and long-term perspective.
10. Influential: They possess the power to influence and inspire others.

Nature of your Personality

THE RULER PERSONA

They are:

11. Commanding: Ruler brands have a commanding presence and natural leadership.
12. Professional: They maintain a high level of professionalism in all interactions.
13. Assertive: Ruler brands are assertive in expressing their ideas and opinions.
14. Persevering: They demonstrate determination and perseverance in the face of challenges.
15. Traditional: Ruler brands value and uphold traditional values and practices.
16. Authoritarian: They have a preference for hierarchical structures and clear authority.
17. Elegant: Ruler brands convey elegance and sophistication in their brand image.
18. Regal: They exude a sense of regality and nobility in their demeanor.
19. Status-oriented: Ruler brands emphasize status and recognition as important markers of success.
20. Respected: They are highly respected within their industry and among their peers.

Storytelling is about evoking emotions

During brand storytelling on social media, ad campaigns, websites, or stakeholder stories, employee narratives, customer testimonials, or the brand's origin tale, each one must elicit emotions that align with the essence of your Brand Archetype & Vibe exclusively, always.

For companies embodying the Ruler Archetype, it is crucial to evoke emotions of -

- Of power and authority.
- Of admiration and respect.
- Of aspiration and ambition.
- Of trust and reliability.
- Of precision and perfection.
- Of success and achievement.
- Of stability and security.
- Of tradition and heritage.
- Of control and order.
- Of leadership and influence.
- Of excellence and high standards.
- Of dominance and superiority.
- Of pride and prestige.
- Of legacy and long-lasting impact.
- Of honor and integrity.

1.6 know your customers

& APPEAL TO THEIR BUYING TENDENCIES



Ruler's Buyers Are -

Executives and business leaders: Ruler archetypes value leadership and control, so executives and business leaders are drawn to products or services that can help them maintain their status and authority. To appeal to their logic, focus on the efficiency, productivity, and bottom-line impact of your product or service.

High achievers: Ruler archetypes are ambitious and success-driven, so high achievers may be drawn to products or services that can help them achieve their goals and elevate their status. Emphasize the prestige, exclusivity, and quality of your product or service.

Luxury consumers: Ruler archetypes value luxury and exclusivity, so consumers who prioritize these values may be drawn to products or services that can provide a sense of opulence and sophistication. Emphasize the high-quality materials, craftsmanship, and attention to detail that sets your product or service apart.

Entrepreneurs and innovators: Ruler archetypes are natural leaders and visionaries, so entrepreneurs and innovators may be drawn to products or services that help them stay ahead of the curve and maintain their leadership position. To appeal to their logic, focus on the innovative, forward-thinking nature of your product or service, and how it can help them achieve their goals.

Visual Sensory Brand Experience :

Strategically employs colors, logos, and visual aesthetics in retail and office spaces, ensuring a consistent and memorable brand identity across diverse platforms and touchpoints.

- Retail Space/Office Space Interiors: The interiors should exude an aura of luxury and sophistication, with sleek and elegant design elements. Think marble floors, polished wood furniture, and tasteful decor that communicates authority and refinement.
- Product Aesthetic: Products should be impeccably designed with clean lines, premium materials, and attention to detail. Incorporate elements of exclusivity and opulence, such as gold accents or embossed logos, to convey a sense of superiority and prestige.

Sensory Experience

Auditory Sensory Brand Experience:

Utilizes sound elements like jingles, music, and specific tones to create a distinctive auditory identity, fostering brand recognition and emotional connections.

- **Background Music:** Choose classical or instrumental music with grandiose tones and majestic melodies to evoke a sense of authority and elegance. Alternatively, opt for orchestral compositions or ambient soundscapes that create a sense of sophistication and refinement.
- **Advertisement Jingles:** Use majestic and uplifting jingles with symphonic arrangements or brass instruments to convey power and authority while maintaining a sense of sophistication and class.

Sensory Experience

Tactile Sensory Brand Experience:

Focuses on touch by integrating textures, quality materials, and interactive interfaces, establishing a physical connection with the brand through products, packaging, and digital interactions.

- Packaging/Digital Interactions: Utilize high-quality materials with smooth textures and luxurious finishes for packaging and digital interfaces. Incorporate elements like embossing, debossing, or metallic foiling to add a tactile dimension and convey a sense of exclusivity and premium quality.

Sensory Experience

Olfactory Sensory Brand Experience:

Engages the sense of smell with signature scents in branding, products, retail spaces, or packaging, contributing to a unique and memorable olfactory association with the brand.

- Retail Space/Shops: Infuse the retail space with a subtle yet luxurious fragrance that evokes sophistication and elegance. Consider scents like sandalwood, leather, or cedarwood to create a sense of warmth and richness that complements the brand's aura of authority.
- Packaging/Product: Introduce a signature scent to the packaging or product itself, creating a multisensory experience that reinforces the brand's identity. Choose fragrances that are subtle yet distinctive, leaving a lasting impression on customers and associating the scent with the brand's values of luxury and refinement.

A strong positioning statement typically covers all the core elements—

[target customer], [brand], [category], [unique benefit], [reason-to-believe]—though not always in that exact order.

What matters is that the statement clearly articulates who you serve, what you are, what makes you different, and why your claim is credible.

This isn't a customer-facing marketing line.

It's an internal strategic tool that anchors all future messaging.

Step 1 – Pick the Temperament of your Brand Vibe

- Use it to set the emotional promise

Step 2 – Pick the Avatar (Personality) of your Brand Archetype

- Use it to shape voice and delivery style.

Step 3 – The Formula

- For [target], [brand] is the [category] that [unique benefit] because [reason-to-believe].
- → Temperament = emotional benefit
- → Avatar = personality behind the proof

FOLLOWING ARE POSITIONS OF EACH RULER AVATAR TO CRAFT UNDERLYING FOCAL POINT OF YOUR BRAND POSITIONING -

Sovereign:

1. Unparalleled Authority: Positioning the brand as the ultimate authority in its industry, commanding respect and influence.

2. Superior Quality: Providing products or services of the highest quality, emphasizing craftsmanship and attention to detail.

3. Exceptional Service: Delivering impeccable customer service that exceeds expectations and fosters loyalty and satisfaction.

Ambassador:

1. Diplomacy and Relationships: Building strategic partnerships and alliances that promote collaboration, trust, and mutual growth.

2. Cultural Understanding: Demonstrating cultural sensitivity and adapting to local customs and preferences in various markets.

3. Influential Networking: Leveraging influential networks to expand the brand's reach and impact, creating opportunities for growth and collaboration.

Positioning

FOLLOWING ARE POSITIONS OF EACH
RULER AVATAR TO CRAFT UNDERLYING
FOCAL POINT OF YOUR BRAND
POSITIONING -

Judge:

1. **Fairness and Impartiality:** Emphasizing a commitment to fairness, objectivity, and unbiased judgment in all aspects of the brand's operations.
2. **Expertise and Authority:** Establishing the brand as a trusted expert in its field, offering knowledgeable insights and guidance.
3. **Clear Standards and Evaluation:** Setting clear benchmarks and standards of excellence, allowing customers to trust in the brand's judgments.

Patriarch:

1. **Family Values:** Celebrating family values and emphasizing the brand's commitment to nurturing and supporting its customers like a caring patriarch.
2. **Guidance and Mentorship:** Providing guidance, mentorship, and resources to customers, helping them achieve their goals and aspirations.
3. **Legacy and Succession:** Communicating the brand's dedication to building a lasting legacy, preparing the next generation for leadership and continuity.

1.9 WORDS & PHRASES



You may use words with these meanings in your external communication including social media posts, replies, PR, advertisement, product description, website, videos etc

1. Command
2. Regulate
3. Govern
4. Control
5. Manage
6. Direct
7. Organize
8. Structure
9. Plan
10. Strategize
11. Execute
12. Oversee
13. Monitor
14. Measure
15. Analyze
16. Decide
17. Lead
18. Influence
19. Determine
20. Achieve

Treat these as the tone of voice framework, so even if you pull down your logo or name - audience should be able to tell, this post/communication is made by you

VOICE

voice

brandbusinessboundless.com



DON'Ts

1. Don't use overly casual or informal language. Rulers prefer professionalism and respect, so avoid using overly familiar or slang language.
2. Don't be too emotional or sentimental in your communication. Rulers value logic and rationality, so avoid using overly emotional appeals or making decisions based on personal feelings.
3. Don't make promises you can't keep. Rulers value integrity and trustworthiness, so it's important to be honest about what your brand can deliver.
4. Don't be inconsistent in your messaging or actions. Rulers like predictability and consistency, so make sure your messaging and actions align with your brand's values and goals.
5. Don't be disrespectful or dismissive of others' ideas or contributions. While Rulers value authority and control, they also appreciate the contributions of others and value diverse perspectives. Make sure to listen to and acknowledge others' ideas and contributions, especially those of your customers and clients.

1.10

OVERALL VISUAL



MESSAGING



Bold imagery: Ruler archetypes are confident and assertive, so bold imagery that grabs the viewer's attention and communicates strength and power can be effective.

Rich colors: Ruler archetypes often value luxury and exclusivity, so rich, vibrant colors can help communicate a sense of opulence and prestige.

Clean design: Ruler archetypes value efficiency and productivity, so a clean, streamlined design that communicates a sense of order and control can be effective.

High-quality materials: Ruler archetypes value quality, so using high-quality materials in your visual messaging can communicate a sense of luxury and exclusivity.

Aspirational imagery: Ruler archetypes are natural leaders and like to be in control, so using aspirational imagery that shows people achieving success or taking charge of their lives can be effective.

Iconography of power and authority: Ruler archetypes value power and authority, so using iconography such as crowns, scepters, or other symbols of leadership and control can resonate with this audience.

For Specific Visuals
MAINTAIN A UNIFIED THEME IE : THE LOOK & FEEL FOR
YOUR BRAND VISUALS.

Look Theme - Based on Avatar of your Brand Archetype

Feel Theme - Based on Temperament of your Brand Vibe

AVATARS OF RULER

SOVEREIGN:

1. Royal and Majestic: Use imagery and design elements that evoke a sense of grandeur and royalty, such as crowns, ornate patterns, and regal symbols.
2. Elegant and Luxurious: Opt for a sophisticated and upscale visual theme, incorporating sleek lines, rich textures, and refined typography.
3. Opulent and Gold Accents: Highlight opulence and prestige by incorporating gold accents, shimmering effects, and lavish details into the visual design.
4. Bold and Powerful: Choose strong and commanding visuals, featuring bold typography, strong contrasts, and dynamic compositions to convey a sense of power and authority.
5. Classic and Timeless: Embrace a timeless visual style, using traditional elements and design motifs that exude a sense of tradition, heritage, and long-standing legacy.

For Specific Visuals
MAINTAIN A UNIFIED THEME IE : THE LOOK & FEEL FOR
YOUR BRAND VISUALS.

Look Theme - Based on Avatar of your Brand Archetype

Feel Theme - Based on Temperament of your Brand Vibe

AVATARS OF RULER

AMBASSADOR:

1. Global and Cultural Diversity: Showcase diverse cultures, landscapes & people, highlighting the brand's international reach and global connections.
2. Harmonious and Collaborative: Use visuals that convey unity, collaboration, and the building of bridges between different communities or nations.
3. Diplomatic and Refined: Opt for a clean and polished visual style, focusing on simple lines, balanced compositions, and subtle color palettes to convey a sense of diplomacy and professionalism.
4. Connected and Networked: Incorporate visuals that represent interconnectedness, such as network patterns, interlocking shapes, or visual representations of communication channels.
5. Open and Inclusive: Use imagery that showcases inclusivity, openness, and the celebration of diverse perspectives, inviting engagement and participation from a broad audience.

For Specific Visuals
MAINTAIN A UNIFIED THEME IE : THE LOOK & FEEL FOR
YOUR BRAND VISUALS.

Look Theme - Based on Avatar of your Brand Archetype

Feel Theme - Based on Temperament of your Brand Vibe

AVATARS OF RULER

JUDGE:

1. Clean and Minimalistic: Embrace a clean and minimalistic visual approach, using ample white space, crisp lines, and simple typography to convey a sense of professionalism and objectivity.
2. Balanced and Symmetrical: Opt for symmetrical compositions and balanced visual elements to evoke a sense of order, structure, and fairness.
3. Authoritative and Bold: Utilize bold typography, strong contrasts, and authoritative imagery to communicate a sense of confidence, expertise, and decisive judgment.
4. Transparent and Clear: Use visuals that convey transparency and clarity, such as clean and legible infographics, charts, or diagrams, to enhance communication and understanding.
5. Objective and Data-driven: Incorporate visuals that highlight data, statistics, or evidence-based information, emphasizing the brand's commitment to factual accuracy and objective decision-making.

For Specific Visuals
MAINTAIN A UNIFIED THEME IE : THE LOOK & FEEL FOR
YOUR BRAND VISUALS.

Look Theme - Based on Avatar of your Brand Archetype

Feel Theme - Based on Temperament of your Brand Vibe

AVATARS OF RULER

Patriarch:

1. Warm and Inviting: Create a warm and welcoming visual atmosphere, using cozy colors, soft textures, and inviting imagery to convey a sense of familial comfort and care.
2. Nurturing and Supportive: Incorporate visuals that depict support, guidance, and mentorship, such as hands reaching out, embracing gestures, or symbols of growth and development.
3. Trustworthy and Reliable: Use visuals that inspire trust and reliability, such as depictions of strong foundations, solid structures, or symbols associated with reliability and dependability.
4. Generational and Timeless: Showcase visuals that depict generations coming together, family traditions, or symbols of enduring legacy to convey a sense of timelessness and generational continuity.
5. United and Harmonious: Utilize visuals that depict unity, togetherness, and cooperation within a family or community, emphasizing the brand's commitment to building strong relationships and fostering a sense of belonging.

2.1 Of RULER archetype



WWW.THEWEBSITE.COM

MUST DEPICT

Use strong colors, typography, and imagery to convey a sense of power and authority.

Feature high-quality visuals that showcase the brand's attention to detail and high-end materials.

Clear and intuitive navigation system that helps users find what they're looking for quickly and easily.

Prominently feature the brand's logo and other branding elements to help reinforce its status as a high-end provider.

Website content should highlight the brand's deep understanding of its field and its commitment to staying ahead of the curve.

Feature strong calls to action that encourage users to take action and make a purchase or book a consultation.

WEBSITE LAYOUT:

- Design an elegant and sophisticated layout that exudes authority and professionalism.
- Use a regal color palette, incorporating rich and luxurious colors that convey power and confidence.
- Implement a clean and organized design with clear lines and a structured grid to reflect control and order.
- Showcase high-quality images and visuals that depict success, wealth, and prestige.

CONTENT:

- Craft authoritative and persuasive language that demonstrates your brand's expertise and leadership.
- Highlight your brand's achievements, accolades, and reputation to establish credibility and trust.
- Emphasize the value and benefits of your products or services, showcasing how they can elevate the lives of your customers.
- Use data, statistics, and case studies to back up your claims and demonstrate your brand's effectiveness.

OTHER MUST-HAVES:

- Feature an "About Us" page that showcases the history and success story of your brand, emphasizing leadership and strategic decision-making.
- Include a section highlighting your brand's mission and vision, focusing on long-term goals and ambition.
- Implement customer testimonials or endorsements from influential figures to reinforce your brand's authority.
- Offer premium and exclusive services or products to cater to the elite and influential target audience.

TYPES OF logo

UNDER RULER & WHY THEY ARE EFFECTIVE

Crest logos: Crest logos are typically associated with royalty and can convey a sense of authority and power, which is fitting for a Ruler brand archetype.

Monogram logos: Monogram logos feature the brand's initials or a stylized version of its name. They convey a sense of prestige & exclusivity, which displays Ruler's superiority.

Emblem logos: Emblem logos typically feature a symbol or icon surrounded by text. They convey a sense of tradition, which can be fitting for a brand that values authority and control.

Shield logos: Shield logos are similar to crest logos & can also convey authority and power. They can be especially effective for brands that want to emphasize their heritage or longevity.

Wordmark logos: Wordmark logos feature the brand's name in a stylized font or design. They can be effective for brands that want to establish themselves as an authority in their industry or market.

Abstract logos: Abstract logos feature a unique symbol or design that may not have an obvious connection to the brand's name or industry. They can be effective for brands that want to establish a distinctive visual identity that sets them apart from the competition.



MONITOR COMPETITIVE LANDSCAPE:

Stay vigilant about emerging competitors and brands adopting similar archetypes. Conduct regular competitor analysis to identify their strategies and differentiate the brand by focusing on its unique strengths and offerings.

LEADERSHIP DEVELOPMENT:

Utilize the characteristics of the Ruler archetype to develop strong leadership skills within your organization. Encourage and train employees to exhibit confidence, self-assurance, and a sense of responsibility in their roles.

EMPOWERING OTHERS:

Develop initiatives or programs that empower others to achieve their goals and contribute to society. By investing in philanthropic efforts, mentorship programs, or educational initiatives, you can embody the values of the Ruler archetype and make a positive impact on individuals and communities.

Strategies

ESTABLISH A STRONG BRAND IDENTITY:

Create a brand identity that exudes authority, professionalism, and sophistication. Use a refined and elegant visual identity, including a distinct logo, typography, and color palette that reflects the archetype's traits.

POSITION AS A MARKET LEADER:

Emphasize the brand's expertise, thought leadership, and industry knowledge. Showcase the brand's achievements, certifications, and accolades to establish it as a leader in its field.

HIGHLIGHT QUALITY AND EXCELLENCE:

Communicate the brand's commitment to delivering exceptional quality and excellence in products or services. Emphasize attention to detail, precision, and the use of premium materials or advanced technologies.

CONVEY TRUST AND RELIABILITY:

Build trust with customers by consistently delivering on promises and exceeding expectations. Use testimonials, case studies, and customer reviews to showcase the brand's track record of reliability and customer satisfaction.

Strategies

.DEMONSTRATE AUTHORITY AND EXPERTISE:

Position the brand's leadership team as industry experts through thought leadership content, speaking engagements, and participation in industry events. Establish the brand as a go-to resource for industry insights and trends.

LEVERAGE INFLUENCER PARTNERSHIPS:

Collaborate with influencers or experts in relevant fields who align with the Ruler brand archetype. These partnerships can amplify the brand's authority and reach, helping to establish it as a trusted voice in the industry.

FOCUS ON PREMIUM PRICING AND EXCLUSIVITY:

Position the brand as a premium choice, with pricing that reflects the value and quality it offers. Create an aura of exclusivity through limited editions, VIP programs, or exclusive events for loyal customers.

ENGAGE IN STRATEGIC PARTNERSHIPS:

Seek partnerships with other reputable brands or organizations that align with the Ruler archetype's values and target audience. These collaborations can enhance the brand's credibility, expand its reach, and create mutually beneficial opportunities.

Strategies

SHOWCASE SUCCESS STORIES AND CASE STUDIES:

Highlight success stories and case studies that demonstrate the brand's impact and effectiveness. Share testimonials and examples of how the brand has helped customers achieve their goals or solve their challenges.

LEVERAGE TRADITIONAL MARKETING CHANNELS:

Utilize traditional marketing channels such as print advertisements, industry publications, and high-quality brochures to maintain a professional and authoritative presence.

ENGAGE IN THOUGHTFUL CONTENT MARKETING:

Develop a content strategy that provides valuable insights, industry trends, and educational resources to the target audience. This positions the brand as a trusted resource and helps build thought leadership.

PARTICIPATE IN INDUSTRY EVENTS AND CONFERENCES:

Actively participate in industry events, conferences, and trade shows to network, showcase the brand's expertise, and stay updated with industry developments.

Strategies

EXCLUSIVE BENEFITS AND REWARDS:

Offer exclusive benefits and rewards to customers who choose your brand. This can include access to VIP events, special promotions, or personalized experiences that further enhance the sense of exclusivity and recognition.

TESTIMONIALS AND SOCIAL PROOF:

Utilize testimonials, case studies, and social proof to showcase the positive experiences of satisfied customers. This helps build trust and confidence among potential customers who seek evidence of your brand's ability to deliver on its promises.

PARTNERSHIPS WITH EXPERTS:

Collaborate with experts in relevant fields to reinforce your brand's authority and provide additional guidance and support to your audience. This can be in the form of joint events, co-created content, or expert endorsements.

OCCASIONAL UNEXPECTED EVENTS:

Keep engagement high by incorporating occasional unexpected events, such as limited-time sales or exclusive offers. These events create a sense of excitement and urgency, appealing to customers who value exclusivity and the opportunity to obtain premium products or services.

Strategies

THOUGHT LEADERSHIP:

Establish the brand as a thought leader by producing expert content, such as whitepapers, industry reports, and educational resources. Share valuable insights, trends, and innovative ideas to position the brand as a go-to resource for industry expertise.

EMPHASIZE EXPERTISE:

Highlight the brand's expertise and deep knowledge in the industry. Showcase the brand's ability to lead and provide valuable solutions, positioning it as a trusted authority.

PERSONALIZED EXPERIENCES:

Provide personalized experiences to your customers that make them feel special and valued. Tailor your offerings to their preferences, address their needs, and go the extra mile to ensure a superior customer experience. This attention to detail reinforces the sense of exclusivity and authority associated with the Ruler archetype.

COMPREHENSIVE TOOLKIT:

The Ruler brand promise ensures that customers have access to a comprehensive toolkit or resources to achieve their goals. This can include educational materials, expert advice, or specialized tools and services that enable customers to navigate their journey with confidence and authority.

Strategies

PREMIUM CUSTOMER SERVICE:

Providing exceptional customer service is essential for the Ruler archetype brand. Prompt responses, personalized attention, and a focus on meeting customer needs can create a sense of trust, stability, and satisfaction among these customers.

HIGH-END SERVICE:

Companies catering to affluent customers can adopt the Ruler archetype's emphasis on addressing customer concerns and providing a sense of security. By offering personalized, attentive, and impeccable service, these businesses can create an atmosphere of authority and establish long-term customer relationships.

EXCLUSIVE MEMBERSHIP OR VIP PROGRAMS:

The Ruler archetype's emphasis on exclusivity can be leveraged through membership or VIP programs. By offering privileged access, special benefits, and a sense of belonging to a select group, companies can enhance the perception of authority and create a loyal customer base.

MAINTAINING CONTROL:

Leaders can learn from the Ruler archetype's ability to maintain control even in challenging situations. By cultivating a sense of calm and composure, leaders can navigate through difficult circumstances while reassuring their team members.

Strategies

ABUNDANCE MINDSET:

Incorporate the Ruler archetype's emphasis on cultivating abundance into your mindset. Believe in the potential for success and abundance in your personal and professional life, and take proactive steps to create and attract opportunities.

ORGANIZATIONAL STRUCTURE:

Implement the Ruler archetype's focus on order and structure within your organization. Establish efficient processes, clear roles and responsibilities, and effective communication channels to enhance productivity and reduce confusion.

PROFESSIONAL IMAGE:

Embody the Ruler archetype's air of elegance and refinement in your professional image. Pay attention to your appearance, communication style, and behavior to project confidence and professionalism.

THOUGHT LEADERSHIP:

The Ruler archetype can be leveraged by businesses to establish themselves as thought leaders in their industry. By sharing expertise, providing valuable insights, and leading conversations on relevant topics, companies can position themselves as authoritative sources of information and build credibility.

Strategies

CLAIM LEADERSHIP POSITIONS:

Communicate the brand's leadership positions in the market through advertising and marketing materials. Highlight achievements, accolades, and industry recognition to establish the brand as a leader and reinforce its authority.

LIFETIME GUARANTEES:

Offer lifetime guarantees on products or services to instill confidence in customers. This reinforces the brand's commitment to quality, longevity, and excellence, further establishing its superiority.

CULTIVATE AN AURA OF EXCLUSIVITY:

Create an atmosphere of exclusivity around the brand. Offer limited editions, personalized experiences, or invitation-only events that make customers feel special and privileged, reinforcing the perception of refinement and exclusivity.

SET HIGH STANDARDS:

Uphold high standards of professionalism, quality, and excellence in all aspects of your business. Communicate and reinforce these standards to your employees and stakeholders, ensuring a commitment to delivering exceptional results.

UTILITY AS EMBODIED BY EACH AVATAR

Sovereign:

To describe the product/service under the Sovereign category, focus on emphasizing its superiority, exclusivity, and authority. Highlight how it stands above the competition, offers a premium experience, and exudes a sense of power and control. Use words and phrases such as "unmatched quality," "unrivaled excellence," "reserved for the elite," "setting the standard," and "commanding presence."

Ambassador:

When describing the product/service under the Ambassador category, highlight its global reach, cultural diversity, and ability to connect people and communities. Emphasize its role as a representative and facilitator, fostering collaboration, understanding, and unity. Use words and phrases such as "bridging cultures," "global connections," "cultural exchange," "facilitating partnerships," and "building bridges of cooperation."

UTILITY AS EMBODIED BY EACH AVATAR

Judge:

To describe the product/service under the Judge category, focus on its fairness, expertise, and objective judgment. Emphasize its ability to evaluate, guide, and provide trustworthy assessments. Highlight its authority, impartiality, and commitment to upholding high standards. Use words and phrases such as "unbiased evaluations," "reliable guidance," "objective assessments," "experienced judgment," and "setting the benchmark of excellence."

Patriarch:

When describing the product/service under the Patriarch category, emphasize its nurturing, supportive, and familial qualities. Highlight how it fosters a sense of care, stability, and long-term relationships. Emphasize its role in guiding and empowering individuals, helping them grow and succeed. Use words and phrases such as "supportive mentorship," "family-like care," "trusted guidance," "creating legacies," and "empowering generations."

2.5

DOMINANT COLOURS

SOVEREIGN

Purple

Blue

Gold

Burgundy

Silver



#6A0DAD

#0038A8

#FFD700

#800020

#C0C0C0

AMBASSADOR


Navy

Gray

Green

Maroon

Ivory



#000080

#808080

#008000

#800000

#FFFFFF0

JUDGE

Black

White

Navy

Gray

Crimson



#000000

#FFFFFF

#000080

#808080

#DC143C

PATRIARCH

Brown

Blue

Green

Burgundy

Gold



#8B4513

#0000FF

#008000

#800020

#FFD700

COLOURS

colours

brandbusinessboundless.com

Combine the dominant archetype colors with the supporting brand vibe aesthetic colors to create your final color palette.

USE OF FONTS IN HEADINGS, SUB-HEADINGS & PARAGRAPHS –

Use your Brand Archetype Fonts For **Formal & all Standard** Content/Communication &

Use your Brand Vibe Font For **Informal or all Personal Note** Content/Communication

CHOICE OF FONTS -

The main briefing about your archetype typeface, the styling of fonts & few example fonts are shared herewith - Lock the fonts you want in each Category (Headings, Sub-headings & Paragraphs) based on those pointers & always use the same chosen ones in your internal & external communications including social media posts, replies, PR, advertisement, product description, website, videos etc



Main Brief for the Archetype

1. Large Headings:

- Use bold and commanding fonts that exude authority and confidence.
- Opt for clean and modern typefaces to reflect a sense of sophistication and professionalism.
- Consider using uppercase letters to emphasize the assertiveness and dominance of your brand.

2. Sub Headings:

- Choose fonts that complement the large headings but are slightly less dominant to create a clear visual hierarchy.
- Use variations in weight or style to differentiate subheadings from the main headings.
- Ensure legibility and readability, even at smaller sizes, to maintain a sense of control and order.

3. Paragraphs:

- Select legible and classic fonts for paragraphs to establish a sense of stability and reliability.
- Aim for a balanced font size and line spacing that allows for comfortable reading without overwhelming the reader.
- Consider using serif fonts for a more traditional and authoritative feel, or sans-serif fonts for a modern and streamlined impression.

Style of the Archetype

Large Headings:

- Font Styles: Bold, All Caps, Regal Serifs, Geometric Sans-Serif.
- Examples: Georgia Bold, Baskerville Bold, Futura Bold, Didot.

Sub Headings:

- Font Styles: Semi-bold, Uppercase, Modern Serifs, Condensed Sans-Serif.
- Examples: Helvetica Condensed Bold, Times New Roman Semi-Bold, Lora, Franklin Gothic Medium.

Paragraphs:

- Font Styles: Classic Serifs, Professional Sans-Serif, High Contrast Serifs.
- Examples: Arial, Garamond, Calibri, Palatino Linotype.

General Examples of the Archetype for references

a. Large Headings:

1. Playfair Display
2. Montserrat
3. Baskerville
4. Abril Fatface
5. Oswald
6. Lora
7. Libre Baskerville
8. Didot

b. Sub-Headings:


1. Roboto
2. Raleway
3. Merriweather
4. Source Sans Pro
5. Open Sans
6. Quicksand
7. Nunito
8. PT Sans


c. Paragraphs:

1. Arial
2. Times New Roman
3. Georgia
4. Calibri
5. Open Sans
6. Lato
7. PT Serif
8. Noto Serif

Please note this is not a exhaustive list, these are examples based on discussed parameters for your references

2.7 Post Creation Guide

 thegoodbrandbusiness



Step 1

LIST THE SOLUTION YOUR COMPANY IS PROVIDING

- Solution to the pain of Your ideal customer
- Solution to the dream of Your ideal customer

There would be few very core solutions that your company is offering. Additionally, there'd be other solutions that align with your unique selling proposition, reflecting your brand archetype or vibe.

LIST ALL OF THEM.

Excellent! these will serve as a captivating hook for your social media post. By now, you should have developed approximately 10 to 20 solutions addressing your customers' pains and aspirations, all tailored to resonate with your brand's archetype & vibe ideologies.

Step 2

CREATING YOUR SOCIAL MEDIA POST

Like all storytelling.. every social media posts is divided into three segments.

- **The hook**
- **The body**
- **The end**

That is the beginning, the middle and the end.

STRUCTURE OF YOUR SOCIAL MEDIA POST

THE HOOK

a. Grab your customer's attention by talking about their dream or their pain area in the beginning of the Post
(from previous step)

First or Initial line

THE BODY

b. Talk about the SOLUTION your brand offers targeting that specific 'pain or dream'

Use the undertone of your brand archetype positioning - there will be different avatars of your brand archetype that would specifically play the role of being a solution to the problem specified.

Forming your second main line/para

c. Add extra detailing, to specifically cement your connection with the audience; Make them give you the contract of their loyalty/ their purchase/their engagement/ their add to cart

Use the undertone of your brand vibe positioning - there are different temperaments to play around with. You can switch according to the suitability of the offering or solution.

Forming your third supporting line/para

d. Talk about your USP

This is optional

THE END

d./e. Clearly showcase their pain/desire to transformation into result
Followed by - a Call to Action



Language or Voice: Depending upon the nature of the post, you can choose the what emotion of storytelling that you are applying to this specific post.

With this method you can literally create hundreds of social media content for your brand. The possibilities are endless as you progress to make content combining each element that covers - Frustrations and desires of customers -

This will ensure, You talk about your brand as a solution in so many different forms to the line of issues your customers are facing or serving as a dream maker

This format will also help your customers too. Always see the personality of your brand come through every single time it brings the solution

Each rendezvous with your social media post will bind the brand and the customer in the same vibe (your vibe attracts your tribe)

You will literally be able to free up so much of your time and can be rest assured that your post is getting the message across.

You can give these instruction to your content writer or as a prompt to your AI content generator or use it yourself.

Ensure that the tone or the language that you use to create these posts is within the framework of your brand archetype /brand vibes storytelling emotion.

CAMPAIGNS

to Reinforce your Brand Archetype & Enhance Audience Engagement

1. RULER'S ACADEMY:

Launch an online leadership program that imparts essential leadership skills and qualities to aspiring rulers from diverse backgrounds.

2. EMPOWERING THE RULER WITHIN:

Create a series of ad visuals and videos featuring success stories of individuals who have embraced their inner ruler and achieved greatness.

3. RULER'S DAILY INSPIRATION:

Run a daily inspiration campaign, sharing motivational quotes and stories that ignite the ruler spirit within your audience.

4. LEADING THROUGH ADVERSITY:

Highlight real-life examples of leaders who have overcome challenges and adversities, emphasizing the qualities that make them true rulers.

5. RULER'S MASTERCLASS:

Host a webinar or virtual event series where industry experts share insights on effective leadership and ruling with impact.

6. LEADERSHIP BOOK CLUB:

Start a virtual book club focusing on leadership and personal development, providing recommendations for books that inspire ruler-like qualities.

7. RULER OF WELLNESS:

Promote a wellness campaign, encouraging followers to take charge of their well-being and adopt ruler-like habits for a healthier lifestyle.

8. RULER'S MENTORSHIP PROGRAM:

Establish a mentorship initiative where experienced rulers in various fields offer guidance and support to emerging leaders.

9. RULE WITH PURPOSE:

Create a thought-provoking ad campaign centered around finding one's purpose and using it as a compass for leading with impact.

10. RULER'S CREATIVITY CHALLENGE:

Launch a creativity challenge that encourages followers to showcase their innovative ideas and solutions for real-world problems.

11. INSPIRING LEADERSHIP STORIES:

Share stories of influential leaders from history and the present, highlighting the impact of their ruler-like leadership.

12. RULER'S IMPACTFUL CHARITY DRIVE:

Partner with charitable organizations to run a fundraising campaign that reflects the ruler archetype's dedication to making a positive impact.

13. RULER'S INSIDER SERIES:

Offer exclusive access to behind-the-scenes interviews and conversations with prominent rulers and leaders in different industries.

14. RULE YOUR FINANCES:

Host financial literacy workshops and ad campaigns that empower individuals to take control of their financial future, exemplifying the ruler's approach to managing resources.

15. RULER'S SUSTAINABILITY INITIATIVE (OR OTHER RELEVANT CAUSE):

Promote eco-friendly practices and products that align with the ruler archetype's responsibility towards the planet and future generations. OR activity that is in congruence with your company.

16. RULE WITH DIVERSITY AND INCLUSION:

Champion diversity and inclusion in leadership through a campaign that showcases the value of diverse perspectives and ruling with empathy.

17. RULER'S LEADERSHIP PODCAST:

Launch a podcast series featuring discussions on leadership principles, inspiring listeners to embrace their ruler potential.

18. LEADING WITH ETHICS:

Showcase your ethical leadership and the ruler's dedication to upholding principles in all endeavors including serving your clients.

19. RULER'S ENTREPRENEURSHIP SHOWCASE:

Feature successful entrepreneurs who exemplify the ruler archetype, highlighting their impact on their industries and communities as a part of cross-collaboration to drive new traffic

20. TRUE RULER:

Run an ad campaign focused on your ruler brand's ability to connect with others/people/customers on a deeper level, highlighting the importance of empathy in leadership thus helping to create better products.

USP

2.8

High quality: Products and services under this archetype should be of the highest quality, crafted with attention to detail and an emphasis on precision.

Exclusivity: Products and services should be positioned as high-end and exclusive, offering a sense of prestige and sophistication.

Efficiency: Products and services should be designed to maximize productivity and minimize waste or inefficiency.

Innovation: Products and services should be innovative and cutting-edge, pushing the boundaries of what's possible and setting new standards for excellence.

Power and control: Should be designed to help customers maintain control over their lives, achieve their goals, and elevate their status.

Expertise: Should be positioned as the result of deep expertise and mastery of their field.

Embody
your
RULER
Personality

In Product
Building

& in
Campaign
Building

USP

brandbusinessboundless.com

Favored USPs of Rulers'

- Premium Quality
- Luxury Design
- Exclusive Limited Editions
- Timeless Elegance
- Prestigious Heritage
- Superior Craftsmanship
- High-End Materials
- Precision Engineering
- Industry-Leading Technology
- Uncompromising Performance
- Customizable Options
- Exquisite Detailing
- Unparalleled Durability
- Bespoke Tailoring
- First-Class User Experience
- State-of-the-Art Novelty
- Global Reach and Presence
- Patented Technology
- VIP Access or Perks
- Outstanding Energy Efficiency
- Time-Tested Reliability

USP

USP

brandbusinessboundless.com

A) WHEN COMMUNICATING WITH THE TEAM & EMPLOYEES :

1. **Clarity and Direction:** Clearly communicate goals, expectations, and guidelines to provide a sense of purpose and direction to the team.
2. **Professionalism and Authority:** Maintain a professional tone and demeanor while conveying authority and expertise to establish a sense of trust and respect.
3. **Guidance and Support:** Offer clear guidance, provide necessary resources, and support the team's growth and development to foster a culture of excellence.
4. **Accountability and Standards:** Emphasize accountability for individual and team performance, set high standards, and provide constructive feedback to encourage continuous improvement.
5. **Recognition and Rewards:** Acknowledge and celebrate achievements, recognize outstanding performance, and provide appropriate rewards and incentives to motivate and retain talent.

Internal Communication

B) WHEN COMMUNICATING WITH LEADERSHIP :

1. **Respect and Confidence:** Show respect and confidence in leadership's decisions and provide well-reasoned insights and recommendations to support their strategic direction.
2. **Strategic Alignment:** Ensure that communication highlights how initiatives and actions align with the overall organizational strategy and goals.
3. **Clear Reporting and Metrics:** Provide accurate and concise reporting, highlighting key performance indicators and metrics that demonstrate progress and results.
4. **Proactive Communication:** Anticipate and address potential concerns, risks, or challenges in a proactive manner, keeping leadership informed and providing timely updates.
5. **Strategic Insights:** Share well-researched insights, industry trends, and market intelligence that can guide leadership in making informed decisions.

Internal Communication

C) WHEN COMMUNICATING WITH INVESTORS :

1. Confidence and Transparency: Convey confidence in the company's performance, financial stability, and growth potential, while ensuring transparency in financial reporting and disclosures.
2. Strategic Vision: Clearly articulate the company's strategic vision, growth plans, and competitive advantage to instill investor confidence and attract long-term investment.
3. Financial Performance: Provide regular updates on financial performance, demonstrating profitability, revenue growth, and return on investment.
4. Risk Management: Address potential risks, outline risk mitigation strategies, and communicate efforts to manage and minimize risks effectively.
5. Investor Value Proposition: Articulate the unique value proposition for investors, showcasing the company's competitive advantages, market opportunities, and potential for value creation.

A) WHEN COMMUNICATING WITH CUSTOMERS :

1. Professionalism and Authority: Maintain a professional tone and demeanor while projecting authority and expertise to establish trust and credibility.
2. Clear and Concise Messaging: Communicate product/service features, benefits, and value propositions in a clear and concise manner to resonate with customers and address their needs.
3. Exceptional Customer Service: Provide prompt and personalized customer service, actively listening to customer feedback, and resolving issues promptly and effectively.
4. Exclusive Offers and Benefits: Offer exclusive deals, rewards, and benefits to customers, emphasizing the special status they receive as loyal customers of a Ruler brand.
5. Building Long-term Relationships: Nurture relationships with customers by providing ongoing communication, personalized experiences, and opportunities for engagement and feedback.

External Communication

B) WHEN COMMUNICATING WITH SUPPLIERS AND VENDORS :

1. Professionalism and Respect: Maintain professional relationships, treating suppliers and vendors with respect and fairness while upholding high standards of quality and performance.
2. Clear Expectations and Guidelines: Communicate clear expectations, requirements, and guidelines to ensure mutual understanding and alignment.
3. Prompt and Transparent Communication: Respond promptly to inquiries, provide regular updates on orders, and communicate any changes or challenges transparently.
4. Collaboration and Partnership: Foster collaborative relationships, seeking input and feedback from suppliers and vendors to drive mutual success and continuous improvement.
5. Fair and Timely Payments: Honor payment terms, process invoices promptly, and maintain fair and equitable payment practices to build trust and long-term partnerships.

External Communication

C) WHEN COMMUNICATING WITH COLLABORATORS AND PARTNERS :

1. **Clear Vision and Alignment:** Articulate a clear vision, shared goals, and alignment in values to foster collaboration and partnership .
2. **Open Communication Channels:** Maintain open lines of communication, facilitating regular meetings, feedback sessions, and joint planning to ensure synergy and progress.
3. **Mutual Benefits and Opportunities:** Highlight the mutual benefits and growth opportunities that arise from the collaboration, showcasing the added value each party brings.
4. **Trust and Reliability:** Uphold commitments, deliver on promises, and demonstrate reliability in executing joint initiatives to build trust and strengthen partnerships.
5. **Recognition and Celebration:** Acknowledge and celebrate shared achievements, milestones, and successes to foster a positive and supportive partnership environment.

External Communication

D) WHEN COMMUNICATING WITH OUTSIDE STAKEHOLDERS :

1. **Clarity and Transparency:** Communicate the company's purpose, values, and impact transparently to external stakeholders, establishing trust and credibility.
2. **Thought Leadership and Expertise:** Share insights, industry trends, and thought leadership content to position the company as an authority and trusted resource.
3. **Responsiveness and Engagement:** Actively engage with external stakeholders through social media, public relations, and events, responding promptly to inquiries and feedback.
4. **Corporate Social Responsibility:** Highlight the company's commitment to social and environmental responsibility, showcasing initiatives that positively impact communities and the environment.
5. **Stakeholder Value:** Demonstrate how the company delivers value to external stakeholders, emphasizing the benefits, opportunities, and positive impact it brings to the broader ecosystem.

The Brand Domination Journal is designed as your trusted resource to equip you with the tools to make your brand stand out in a competitive market & be your compass in your Brand Domination Journey :

- Use this to Strategize your entire brand across the lifetime of your product/service
- Use in conjunction with your Brand Vibe Manual while formulating all brand emotional & functional components
- Include all team members so as to maintain authenticity & cohesiveness in your branding
- Revisit as a ready reference from time to time during practical implementation of your new feature development, social media, website/app growth, public relations etc
- Copyright © 2024 BrandBusinessBoundless. All rights reserved. This digital product, including its contents, design, and associated materials, is protected by copyright laws & may not be reproduced, distributed, or transmitted in any form or by any means.

We are rooting for you every step of the way. With this brand guide, we believe you will be able to strategically position your brand, communicate your unique value proposition, and connect with your audience in a meaningful way. From crafting compelling brand stories to implementing consistent messaging across various touchpoints, we are confident that your brand will leave a lasting impression and make a mark in the hearts and minds of your customers.

We are excited to see your brand thrive and wish you all the success in your brand journey!

- BrandBusinessBoundless.com